



## पैथालॉजी विभाग

पं० ज० ने० स्मृति चिकित्सा महाविद्यालय रायपुर (छ० ग०)

फोन नं. 0771-2890013 ई-मेल : pathology1963@gmail.com

क्रमांक / पैथा / 2026 / 717  
प्रति,

रायपुर दिनांक 22/06/2026

अधिष्ठाता,

पं. ज.ने. स्मृति चिकित्सा महाविद्यालय,  
रायपुर (छ.ग.)

विषय :- द्वितीय एम.बी.बी.एस पाठ्यक्रम 2024 बैच के विद्यार्थियों की उपस्थिति की जानकारी प्रेषित करने के संबंध में ।

संदर्भ:- आपका पत्र क्रमांक / चिकि. / छात्र-यू.जी. / 2026 / 9130 रायपुर, दिनांक 17.06.2026

महोदय,

उपरोक्त विषयांतर्गत लेख है कि महाविद्यालय के द्वितीय एम.बी.बी.एस पाठ्यक्रम 2024 बैच के विद्यार्थियों की उपस्थिति की जानकारी इस पत्र के साथ संलग्न कर आपकी ओर आवश्यक कार्यवाही हेतु प्रेषित है ।

संलग्न - उपस्थिति पत्रक ।

प्राध्यापक एवं विभागाध्यक्ष

पैथालॉजी विभाग

पं. ज.ने.स्मृति चिकित्सा महाविद्यालय  
रायपुर (छ० ग०)

**Department of Pathology**  
**Pt. J.N.M. Medical College Raipur ( C.G.)**

**Attendance of MBBS IInd Year Batch (Admission Year 2024)**  
**Oct - till date(20th June 2025-26)**

S. No.	Name of Student	Attendance			
		Theory (95)	%	Practical (62)	%
1	AANAND KUMAR AADILE	48	50.53	37	59.68
2	AARON BAGHEL	29	30.53	27	43.55
3	AASTHA PAIKRA	51	53.68	37	59.68
4	AASTHA PATHAK	63	66.32	46	74.19
5	AASTHA SAHU	63	66.32	45	72.58
6	AAYUSH KUMAR GARHEWAL	81	85.26	52	83.87
7	AAYUSH PAIKRA	31	32.63	28	45.16
8	AAYUSHI SAHAY	55	57.89	38	61.29
9	ABDUL KALAM	52	54.74	36	58.06
10	ABHAY SAMANTRAI	47	49.47	37	59.68
11	ABHINAV KENWAT	19	20.00	20	32.26
12	ABHINAV TOPPO	25	26.32	23	37.10
13	ABHISEK SATAPATHY	56	58.95	37	59.68
14	ABHISHEK KUMAR VERMA	41	43.16	38	61.29
15	ADITYA AGRAWAL	37	38.95	30	48.39
16	ADITYA BELSARIYA	41	43.16	41	66.13
17	ADITYA JHA	39	41.05	24	38.71
18	ADITYA KURREY	50	52.63	35	56.45
19	ADITYA SINGH	39	41.05	25	40.32
20	ADITYA SINGH	40	42.11	24	38.71
21	AKANKSHA MANDAVI	51	53.68	42	67.74
22	AKASH DEEP	54	56.84	40	64.52
23	AKASH KUMAWAT	32	33.68	29	46.77
24	AMAAN PATHAN	35	36.84	31	50.00
25	AMIT TIRKEY	53	55.79	33	53.23
26	AMRITA DASH	53	55.79	43	69.35
27	AMRITA SAHU	48	50.53	46	74.19
28	ANANYA GUPTA	64	67.37	41	66.13
29	ANIKET MISHRA	37	38.95	20	32.26
30	ANISHA CHAUDHARY	31	32.63	31	50.00
31	ANJALI SINGH	59	62.11	43	69.35
32	ANJALI VERMA	67	70.53	48	77.42
33	ANKITA SINGH MARAVI	53	55.79	38	61.29
34	ANMOL KUMAR JHA	38	40.00	28	45.16
35	ANNU VERMA	46	48.42	36	58.06

*Handwritten Signature*  
Professor & Head  
Department of Pathology  
Pt. J.N.M. Medical College  
(C.G.)

36	ANSH UJWANE	33	34.74	26	41.94
37	ANURAG KUMAR DEWANGAN	62	65.26	52	83.87
38	ANURAG SHRIVAS	32	33.68	25	40.32
39	ARCHANA BANJARE	40	42.11	36	58.06
40	ARCHI AGRAWAL	39	41.05	35	56.45
41	ARMAAN PANDEY	39	41.05	30	48.39
42	ARNAV KUMAR	36	37.89	32	51.61
43	ARYAN DONGRE	81	85.26	50	80.65
44	ARYAN RAI	28	29.47	17	27.42
45	ARYAN TANDAN	8	8.42	12	19.35
46	ASHLESHA PORTE	66	69.47	42	67.74
47	ASHUTOSH SHARMA	39	41.05	28	45.16
48	ASIF KHAN	41	43.16	30	48.39
49	ASTHA SHARMA	59	62.11	44	70.97
50	AYUSH SINGH PARMAR	45	47.37	37	59.68
51	AYUSHI GUPTA	56	58.95	41	66.13
52	BHUMI SHARMA	49	51.58	45	72.58
53	BHUMIKA HABLANI	46	48.42	37	59.68
54	BHUMIKA PATEL	63	66.32	50	80.65
55	BHUMIKA TANDAN	58	61.05	39	62.90
56	BHUMIKA WADHWANI	67	70.53	46	74.19
57	BHUPENDRA BANDHADE	29	30.53	24	38.71
58	BIDORA N SANGMA	60	63.16	46	74.19
59	CHANCHAL CHIRAM	63	66.32	46	74.19
60	CHANCHAL GOLCHHA	54	56.84	29	46.77
61	CHANDRAMAULI MEHAR	35	36.84	28	45.16
62	CHHAYA KOKILA	50	52.63	45	72.58
63	DAHUN BAMON	52	54.74	39	62.90
64	DEEPANSH SHARMA	60	63.16	45	72.58
65	DEEPANSHI ARMO	76	80.00	52	83.87
66	DEEPANSHU RATRE	37	38.95	30	48.39
67	DEEPIKA NAG	49	51.58	40	64.52
68	DEOYANI BHAGAT	56	58.95	42	67.74
69	DEV RAJ	63	66.32	40	64.52
70	DEVENDRA PATEL	64	67.37	49	79.03
71	DHARMENDRANATH SAI	30	31.58	27	43.55
72	DHEERAJ LAKRA	28	29.47	23	37.10
73	DHIRAJ KUNJAM	59	62.11	49	79.03
74	DINESH KUMAR KANWAR	38	40.00	34	54.84
75	DIPTI BARVE	43	45.26	41	66.13
76	DIVYA KASHYAP	57	60.00	39	62.90
77	DIVYA MINJ	34	35.79	35	56.45
78	DIVYANI NURUTI	59	62.11	38	61.29
79	DURGESH PATEL	44	46.32	48	77.42

80	EKANSHU NETAM	45	47.37	32	51.61
81	G SAHIL	40	42.11	39	62.90
82	GARIMA AGRAWAL	54	56.84	42	67.74
83	GARVITA SHARMA	43	45.26	46	74.19
84	GAURAV KUMAR BHARTI	23	24.21	18	29.03
85	GITESH KUMAR	34	35.79	35	56.45
86	HARSH PATANWAR	47	49.47	45	72.58
87	HARSHIT XAXA	48	50.53	40	64.52
88	HARSHITA AGRAWAL	64	67.37	48	77.42
89	HARSHITA BHAGAT	73	76.84	49	79.03
90	HARSHITA NETAM	50	52.63	43	69.35
91	HARSHITA SAHU	51	53.68	44	70.97
92	HEMA MINZ	37	38.95	35	56.45
93	HIMANSHU MISHRA	37	38.95	28	45.16
94	HITESH KUMAR TUMANIYA	48	50.53	38	61.29
95	JAGRITI DHRUW	66	69.47	47	75.81
96	JAGRITI SAHU	64	67.37	42	67.74
97	JAHNAVI KASHYAP	59	62.11	40	64.52
98	JAY GUPTA	51	53.68	42	67.74
99	JIYA KHUTIYARE	22	23.16	26	41.94
100	K VAINAVI ACHARI	67	70.53	44	70.97
101	KANIJ FATIMA	71	74.74	50	80.65
102	KANISHK DHRUW	42	44.21	49	79.03
103	KHEMA RAM	35	36.84	33	53.23
104	KHUSHI AGRAWAL	51	53.68	42	67.74
105	KOUSHLESH SHARMA	39	41.05	34	54.84
106	KSHIPR PATIDAR	36	37.89	30	48.39
107	LALSINGH GAWDE	31	32.63	24	38.71
108	LEKHRAM SIDAR	61	64.21	43	69.35
109	LOKESH BANJARE	37	38.95	35	56.45
110	MAHAK NAWANI	59	62.11	49	79.03
111	MAHESH JHARIYA	46	48.42	32	51.61
112	MANISH PATEL	26	27.37	24	38.71
113	MEDHAVID BARLOTA	32	33.68	34	54.84
114	MEENAKSHI SONI	67	70.53	50	80.65
115	MEYHAR JAS KAUR	59	62.11	37	59.68
116	MUNEEF JAVIED	0	0	0	0
117	MUSKAN KAUSHIK	46	48.42	35	56.45
118	NAMAN DHAWALKAR	35	36.84	29	46.77
119	NAMAN RAJ SINGH	24	25.26	21	33.87
120	NANDINI THAKUR	67	70.53	45	72.58
121	NARENDRA SAHU	49	51.58	39	62.90
122	NARENDRA SIDAR	47	49.47	43	69.35
123	NAVDEEP SAHU	54	56.84	43	69.35

*Rubis*  
Professor & H.O.D.  
Department of Pathology  
H.M. Medical College  
Sur (C.G.)


124	NAVNEET THAKRE	35	36.84	34	54.84
125	NEEHARIKA PANDEY	66	69.47	48	77.42
126	NEHAKUMARI TRILOKCHANDRA	49	51.58	33	53.23
127	NIDHI SHARMA	50	52.63	40	64.52
128	NIKHIL CHANDRAVANSHI	49	51.58	29	46.77
129	NIKHIL KUMAR	48	50.53	43	69.35
130	NIKITA THAKUR	66	69.47	47	75.81
131	NIRAJ UIKE	46	48.42	30	48.39
132	NISHANT KUMAR SAHU	42	44.21	35	56.45
133	NISHIT SUNKAR	30	31.58	30	48.39
134	NITIN JANGDE	49	51.58	44	70.97
135	NITIN VERMA	59	62.11	38	61.29
136	NUTAN OHDAR	62	65.26	45	72.58
137	OJAS KOCHER	51	53.68	32	51.61
138	ONIEL STAR KHONGPHAI	60	63.16	42	67.74
139	PAKHI SINGH	72	75.79	41	66.13
140	PARIDHI PAWAR	70	73.68	45	72.58
141	PARUL SAHU	71	74.74	51	82.26
142	PAYAL RATHIA	61	64.21	46	74.19
143	POOJA DHRUW	72	75.79	50	80.65
144	POOJA KAMDE	50	52.63	45	72.58
145	POORVA TUMANE	40	42.11	31	50.00
146	PRABHRAJ SINGH BHATIA	38	40.00	22	35.48
147	PRANAY GAUTAM	45	47.37	32	51.61
148	PREETAM KUMAR	50	52.63	46	74.19
149	PRIYA KUMARI	79	83.16	50	80.65
150	PRIYANSH RAJ KESHRI	30	31.58	37	59.68
151	PRIYANSHI NETAM	46	48.42	35	56.45
152	PRIYANSHU KUMAR SAO	38	40.00	32	51.61
153	PRIYANSHU KUSHWAHA	31	32.63	38	61.29
154	PUSHPANJALI NARETI	53	55.79	34	54.84
155	PUSHPENDRA KUMAR BHUARYA	51	53.68	43	69.35
156	RADHIKA KALE	54	56.84	35	56.45
157	RAJ GAURAV SHUKLA	45	47.37	38	61.29
158	RAJ PATEL	31	32.63	30	48.39
159	RAMA SHARMA	48	50.53	38	61.29
160	RASHIKA SAHU	52	54.74	44	70.97
161	RENU KUMARI	55	57.89	31	50.00
162	RINA SAHU	58	61.05	44	70.97
163	RITU DIWAN	77	81.05	47	75.81
164	RITU NETAM	43	45.26	35	56.45
165	RIYA SINGH	50	52.63	39	62.90
166	ROHINEE KASHYAP	59	62.11	44	70.97
167	ROSHAN KUMAR MRINAL	53	55.79	35	56.45

*Rubina*

168	ROSHAN SINGH	68	71.58	49	79.03
169	ROUNAK SONI	51	53.68	47	75.81
170	RUDRA RATHORE	34	35.79	23	37.10
171	RUPESH SINGH	39	41.05	35	56.45
172	SAHIL KURREY	46	48.42	37	59.68
173	SAKSHI VERMA	46	48.42	38	61.29
174	SAMEEP KUJUR	51	53.68	40	64.52
175	SAMEER BHOI	49	51.58	40	64.52
176	SAMEER RATREY	39	41.05	21	33.87
177	SANIL KUMAR CHANDRA	44	46.32	41	66.13
178	SANSKAR GOYAL	50	52.63	40	64.52
179	SANSKAR SHARMA	42	44.21	25	40.32
180	SANSKRITI JAIN	64	67.37	45	72.58
181	SARANSH PATEL	30	31.58	27	43.55
182	SAUBHAGYA	46	48.42	42	67.74
183	SHAILJA RATHORE	53	55.79	31	50.00
184	SHAZIA NAZLI	59	62.11	35	56.45
185	SHEETAL EKKA	62	65.26	47	75.81
186	SHILPI SINGH	58	61.05	48	77.42
187	SHIVA PURI GOSWAMI	51	53.68	47	75.81
188	SHIVYA KEDIA	40	42.11	30	48.39
189	SHREYASH MISHRA	48	50.53	38	61.29
190	SHRIYA JHA	64	67.37	46	74.19
191	SHUBHANG SHUKLA	49	51.58	34	54.84
192	SIMRAN PRADHAN	55	57.89	42	67.74
193	SNEHA SINGH DEV	57	60.00	39	62.90
194	SNEHA TIRKEY	66	69.47	38	61.29
195	SNEHIL PRADHAN	59	62.11	44	70.97
196	SODI RAMESH	32	33.68	29	46.77
197	SONIYA CHOUDHARY	40	42.11	26	41.94
198	SRIJAN SINGH	33	34.74	34	54.84
199	STEFFI	63	66.32	43	69.35
200	SUHANA BAFNA	69	72.63	43	69.35
201	SUHANI CHANDRAKAR	62	65.26	44	70.97
202	SUNANDA GUPTA	60	63.16	44	70.97
203	SUNITA DUDI	39	41.05	40	64.52
204	SURAJ KUMAR SINGH	47	49.47	41	66.13
205	SUYASH KUMAR DHRUWE	42	44.21	38	61.29
206	SWEETY KANIYA	54	56.84	39	62.90
207	TANMAY BAGHEL	49	51.58	41	66.13
208	TANMAY SAHU	62	65.26	43	69.35
209	TITIKSHA ALAM	57	60.00	42	67.74
210	TOKO TAKAR	23	24.21	27	43.55
211	TOPESHWAR SOM	0	0	0	0

*R. B. S.*  
 Professor & H.O.D.  
 Department of Pathology  
 M. S. Medical College  
 (C.B.)

212	TRIPUR MANHAR	28	29.47	23	37.10
213	TULSI SARASWAT	43	45.26	30	48.39
214	UDAY KUMAR JAISWAL	38	40.00	31	50.00
215	UNNATI GUPTA	69	72.63	46	74.19
216	URVASHI KRISHNAKUMAR SAHU	50	52.63	35	56.45
217	URWASHI	30	31.58	22	35.48
218	VARSHIT KUMAR NAVIK	33	34.74	40	64.52
219	VEDANT OTWANI	29	30.53	31	50.00
220	VEDANT SINGHANIA	35	36.84	31	50.00
221	VIDYA SHARMA	59	62.11	44	70.97
222	VINEETA GILHARE	71	74.74	45	72.58
223	VIVEK RAJPUT	48	50.53	33	53.23
224	VIVEK THAKUR	25	26.32	26	41.94
225	VIVEKANAND VISHWAKARMA	50	52.63	31	50.00
226	YAANA ANWAR QURESHI	25	26.32	19	30.65
227	YANSHEE BHAGAT	57	60.00	47	75.81
228	YASH AGRAWAL	46	48.42	37	59.68
229	YUVRAJ BANSOR	52	54.74	31	50.00
230	NAVEEN KUMAR GUPTA	19	20.00	20	32.26
231	SANTOSH KUMAR USENDI	32	33.68	17	27.42
232	SOURABH KUMAR BHARTI	17	17.89	12	19.35
233	VISHWAS KUMAR	30	31.58	22	35.48



**Professor & HOD**  
Department of Pathology  
Pt.J.N.M.Medical College Raipur  
(C.G.)




कार्यालय सामुदायिक चिकित्सा विभाग  
पं.ज.ने. स्मृति चिकित्सा महाविद्यालय रायपुर (छ.ग)

पत्र क्र //सामु.चिकि./चिकि./ 491

रायपुर, दिनांक- 11/05/26

प्रति,

अधिष्ठाता,  
पं.ज.ने.स्मृति चिकित्सा महाविद्यालय,  
रायपुर, छत्तीसगढ़



**विषय:** महाविद्यालय में अध्ययनरत छात्र एवं छात्राओं के उपस्थिति उपलब्ध करने बाबत ।

संदर्भ: पंडित दीनदयाल उपाध्याय स्मृति स्वास्थ्य विज्ञान एवं आयुष विश्वविद्यालय (रायपुर, छत्तीसगढ़) के पत्र क्रमांक 800/F.E-31/NS1/DUHS/EXAM/2025, दिनांक-31/07/2025

उपरोक्त संदर्भित पत्रानुसार लेख है कि प्रवेशित एम.बी.बी.एस. 2024 (द्वितीय वर्ष) स्नातक छात्र एवं छात्राओं के दिनांक 30/04/2026 तक की उपस्थिति की जानकारी सादर प्रेषित है।

संलग्न : उपस्थिति पत्रका।

45  
11/5/26

विभागाध्यक्ष  
सामुदायिक चिकित्सा विभाग  
पं.ज.ने.स्मृति चिकित्सा महाविद्यालय,  
रायपुर, छत्तीसगढ़

No./M.C./CM/26

**DEPARTMENT OF COMMUNITY MEDICINE**  
**Pt. J.N.M Medical College, Raipur (C.G.)**  
**Attendance of MBBS Batch 2024 Till Date 30<sup>th</sup> April 2026**

Date-

R No.	Name of Students	PHASE I						PHASE II						TOTAL (PHASE I + II)			
		Out of	No.	%	Out of	No.	%	Out of	No.	%	Out of	No.	%	No.	%	No.	%
1	AANAND KUMAR AADILE	29	19	66	8	7	88	31	23	74	5	5	100	42	70*	12	92
2	AARON BAGHEL	29	19	66	8	7	88	31	07	23	5	5	100	26	43*	12	92
3	AASTHA PAKRA	29	20	69	8	7	88	31	21	68	5	4	80	41	68*	11	85
4	AASTHA PATHAK	29	21	72	8	7	88	31	21	68	5	5	100	42	70*	12	92
5	AASTHA SAHU	29	22	76	8	7	88	31	20	65	5	2	40	42	70*	9	69*
6	AAYUSH KUMAR GARHEWAL	29	24	83	8	7	88	31	25	81	5	5	100	49	82*	12	92
7	AAYUSH PAKRA	29	18	62	8	5	63	31	08	26	5	5	100	26	43*	10	77*
8	AAYUSHI SAHAY	29	20	69	8	7	88	31	19	61	5	5	100	39	65*	12	92
9	ABDUL KALAM	29	17	59	8	5	63	31	10	32	5	4	80	27	45*	9	69*
10	ABHAY SAMANTRAI	29	20	69	8	6	75	31	12	39	5	5	100	32	53*	11	85
11	ABHINAV KENWAT	29	12	41	8	5	63	31	03	10	5	5	100	15	25*	10	77*
12	ABHINAV TOPPO	29	16	55	8	6	75	31	06	19	5	5	100	22	37*	11	85
13	ABHISEK SATAPATHY	29	17	59	8	7	88	31	20	65	5	5	100	37	62*	12	92
14	ABHISHEK KUMAR VERMA	29	20	69	8	6	75	31	17	55	5	5	100	37	62*	11	85
15	ADITYA AGRAWAL	29	20	69	8	5	63	31	08	26	5	5	100	28	47*	10	77*
16	ADITYA BELSARIYA	29	17	59	8	7	88	31	13	42	5	5	100	30	50*	12	92

Note-According to the norms of NMC, students who are having less than 75% attendance in theory lectures and less than 80% attendance in Practical will come under short attendance.

- According to the letter of DME -No./1121/Chatra/DME/2022 Raipur Date -17NOV2022.

R No.	Name of Students	PHASE I						PHASE II						TOTAL (PHASE I + II)			
		Theory Schedule + SGT Classes schedule			Clinical Posting (Practical Class)			Theory Schedule + SGT Classes schedule			Clinical Posting Attended			Average Total Theory Classes (PHASE I + II) (Batch A-48& B-47)		Average Total Practical Classes (PHASE I + II)	
		Out of	No.	%	Out of	No.	%	Out of	No.	%	Out of	No.	%	No.	%	No.	%
17	ADITYA JHA	29	18	62	8	6	75	31	5	16	5	5	100	23	38*	11	85
18	ADITYA KURREY	29	20	69	8	7	88	31	19	61	5	5	100	39	65*	12	92
19	ADITYA SINGH	29	15	52	8	7	88	31	6	19	5	5	100	21	35*	12	92
20	ADITYA SINGH	29	22	76	8	5	63	31	6	19	5	5	100	28	47*	10	77*
21	ADITYA SINGH	29	20	69	8	6	75	31	19	61	5	5	100	39	65*	11	85
22	AKANKSHA MANDAVI	29	19	66	8	7	88	31	21	68	5	5	100	40	67*	12	92
23	AKASH DEEP	29	21	72	8	5	63	31	9	29	5	5	100	30	50*	10	77*
24	AKASH KUMAWAT	29	17	59	8	6	75	31	9	29	5	5	100	26	43*	11	85
25	AMAAN PATHAN	29	19	66	8	7	88	31	19	61	5	5	100	38	63*	12	92
26	AMIT TIRKEY	29	19	66	8	7	88	31	12	39	16	16	100	35	58*	22	92
27	AMRITA DASH	29	23	79	8	6	75	31	9	29	16	15	94	32	53*	21	88
28	AMRITA SAHU	29	23	79	8	6	75	31	9	29	16	15	94	32	53*	21	88
29	ANANYA GUPTA	29	19	66	8	5	63	31	20	65	16	14	88	39	65*	19	79*
30	ANIKET MISHRA	29	12	41	8	6	75	31	7	23	16	15	94	19	32*	21	88
31	ANISHA CHAUDHARY	29	20	69	8	6	75	31	2	6	16	13	81	22	37*	19	79*
32	ANJALI SINGH	29	21	72	8	7	88	31	14	45	16	13	81	35	58*	20	83
	ANJALI VERMA	29	22	76	8	7	88	31	23	74	16	15	94	45	75*	22	92

Note-According to the norms of NMC, students who are having less than 75% attendance in theory lectures and less than 80% attendance in Practical will come under short attendance.

- According to the letter of DME -No./1121/Chatra/DME/2022 Raipur Date - 17NOV.2022.

R No.	Name of Students	PHASE I						PHASE II						TOTAL (PHASE I + II)			
		Theory Schedule + SGT Classes schedule			Clinical Posting (Practical Class)			Theory Schedule + SGT Classes schedule			Clinical Posting Attended			Average Total Theory Classes (PHASE I + II) (Batch A-48 & B-47)		Average Total Practical Classes (PHASE I + II)	
		Out of	No.	%	Out of	No.	%	Out of	No.	%	Out of	No.	%	No.	%	No.	%
33	ANKITA SINGH MARAVI	29	22	76	8	6	75	31	18	58	16	8	50	40	67*	14	58*
34	ANMOL KUMAR JHA	29	22	76	8	7	88	31	6	19	16	12	75	28	47*	19	79*
35	ANNU VERMA	29	19	66	8	5	63	31	13	42	16	7	44	32	53*	12	50*
36	ANSH UJWANE	29	18	62	8	7	88	31	12	39	16	12	75	30	50*	19	79*
37	ANURAG KUMAR DEWANGAN	29	21	72	8	6	75	31	7	23	16	13	81	28	47*	19	79*
38	ANURAG SHRIVAS	29	10	34	8	5	63	31	13	42	16	8	50	23	38*	13	54*
39	ARCHANA BANJARE	29	23	79	8	6	75	31	15	48	16	7	44	38	63*	13	54*
40	ARCHI AGRAWAL	29	18	62	8	6	75	31	6	19	16	15	94	24	40*	21	88
41	ARMAAN PANDEY	29	17	59	8	7	88	31	6	19	16	11	69	23	38*	18	75*
42	ARNAV KUMAR	29	20	69	8	6	75	31	5	16	16	15	94	25	42*	21	88
43	ARYAN DONGRE	29	26	90	8	7	88	31	26	84	16	15	94	52	87	22	92
44	ARYAN RAI	29	7	24	8	4	50	31	2	6	16	5	31	9	15*	9	38*
45	ARYAN TANDAN	29	12	41	8	6	75	31	2	6	16	8	50	14	23*	14	58*
46	ASHLESHA PORTE	29	22	76	8	6	75	31	20	65	16	15	94	42	70*	21	88
47	ASHUTOSH SHARMA	29	26	90	8	6	75	31	11	35	16	11	69	37	62*	17	71*
48	ASIF KHAN	29	18	62	8	5	63	31	12	39	16	14	88	30	50*	19	79*

Note-According to the norms of NMC, students who are having less than 75% attendance in theory lectures and less than 80% attendance in Practical will come under short attendance.

- According to the letter of DME -No./1121/Chatra/DME/2022 Raipur Date -17NOV.2022.

R No.	Name of Students	PHASE I					PHASE II					TOTAL (PHASE I + II)					
		Out of	NO	%	Out of	No.	%	Out of	No.	%	Average Total Theory Classes (PHASE I + II) (Batch A-48 & B-47)	Average Total Practical Classes (PHASE I + II)	No.	%			
49	ASTHA SHARMA	29	19	66	8	7	88	31	20	65	16	15	94	39	65*	22	92
50	AYUSH SINGH PARMAR	29	24	83	8	7	88	31	16	52	16	14	88	40	67*	21	88
51	AYUSHI GUPTA	29	23	79	8	7	88	31	19	61	19	10	53	42	70*	17	63*
52	BHUMI SHARMA	29	20	69	8	5	63	31	17	55	19	12	63	37	62*	17	63*
53	BHUMIKA HABLANI	29	19	66	8	6	75	31	8	26	19	12	63	27	45*	18	67*
54	BHUMIKA PATEL, TANDAN	29	22	76	8	6	75	31	22	71	19	16	84	44	73*	22	81
55	BHUMIKA TANDAN	29	17	59	8	6	75	31	24	77	19	15	79	41	68*	21	78*
56	BHUMIKA WADHWANI	29	23	79	8	7	88	31	15	48	19	13	68	38	63*	20	74*
57	BHUPENDRA BANDHADE	29	17	59	8	6	75	31	4	13	19	6	32	21	35*	12	44*
58	BIDORAN SANGMA	29	23	79	8	6	75	31	21	68	19	16	84	44	73*	22	81
59	CHANCHAL CHIRAM	29	21	72	8	7	88	31	18	58	19	15	79	39	65*	22	81
60	CHANCHAL GOLCHHA	29	18	62	8	6	75	31	11	35	19	10	53	29	48*	16	59*
61	CHANDRAMAULI MEHAR	29	22	76	8	7	88	31	11	35	19	14	74	33	55*	21	78*
62	CHHAYA KOKILA	29	21	72	8	6	75	31	20	65	19	15	79	41	68*	21	78*
63	DAHUN BAMON	29	24	83	8	7	88	31	19	61	19	15	79	43	72*	22	81
64	DEEPANSH SHARMA	29	21	72	8	7	88	31	20	65	19	16	84	41	68*	23	85

Note-According to the norms of NMC, students who are having less than 75% attendance in theory lectures and less than 80% attendance in Practical will come under short attendance.

- According to the letter of DME -No./1121/Chatra/DME/2022 Raipur Date -17NOV.2022.

R No.	Name of Students	PHASE I					PHASE II					TOTAL (PHASE I + II)					
		Theory Schedule + SGT Classes schedule	No.	%	Out of	Clinical Posting (Practical Class)	Theory Schedule + SGT Classes schedule	%	Out of	Clinical Posting Attended	Average Total Theory Classes = (PHASE I + II) (Batch A-48 & B-47)	No.	%	Average Total Practical Classes (PHASE I + II)	No.	%	
65	DEEPANSHI ARMO	29	22	76	8	7	88	31	23	74	19	16	84	45	75	23	85
66	DEEPANSHU RATRE	29	23	79	8	6	75	31	6	19	19	6	32	29	48*	12	44*
67	DEEPIKA NAG	29	21	72	8	6	75	31	16	52	19	14	74	37	62*	20	74*
68	DEOYANI BHAGAT	29	22	76	8	6	75	31	23	74	19	14	74	45	75	20	74*
69	DEV RAJ	29	21	72	8	7	88	31	22	71	19	15	79	43	72*	22	81
70	DEVENDRA PATEL	29	19	66	8	6	75	31	18	58	19	13	68	37	62*	19	70*
71	DHARMENDRANAT H SAI	29	22	76	8	7	88	31	7	23	19	15	79	29	48*	22	81
72	DHEERAJ LAKRA	29	19	66	8	5	63	31	3	10	19	13	68	22	37*	18	67*
73	DHIRAJ KUNJAM	29	23	79	8	7	88	31	17	55	19	10	53	40	67*	17	63*
74	DINESH KUMAR KANWAR	29	19	66	8	6	75	31	6	19	19	12	63	25	42*	18	67*
75	DIPTI BARVE	29	25	86	8	6	75	31	18	58	19	15	79	43	72*	21	78*
76	DIVYA KASHYAP	29	23	79	8	6	75	31	22	71	24	16	67	45	75	22	69*
77	DIVYA MINU	29	20	69	8	4	50	31	14	45	24	16	67	34	57*	20	63*
78	DIVYANI NURUTTI	29	20	69	8	3	38	31	22	71	24	17	71	42	70*	20	63*
79	DURGESH PATEL	29	20	69	8	4	50	31	23	74	24	17	71	43	72*	21	66*
80	EKANSHU NETAM	29	19	66	8	4	50	31	12	39	24	13	54	31	52*	17	53*

Note-According to the norms of NMC, students who are having less than 75% attendance in theory lectures and less than 80% attendance in Practical will come under short attendance.

- According to the letter of DME -No./1121/Chatra/DME/2022 Raipur Date -17NOV.2022.



R No.	Name of Students	PHASE I					PHASE II					TOTAL (PHASE I + II)				
		Theory Schedule + SGT Classes schedule			Clinical Posting (Practical Class)		Theory Schedule + SGT Classes schedule			Clinical Posting Attended		Average Total Theory Classes = (PHASE I + II) (Batch A-48 & B-47)		Average Total Practical Classes (PHASE I + II)		
		Out of	NO.	%	Out of	No.	%	Out of	No.	%	No.	%	No.	%		
81	G SAHIL	29	23	79	8	4	50	31	13	42	13	54	36	60*	17	53*
82	GARIMA AGRAWAL	29	19	66	8	3	38	31	25	81	16	67	44	73*	19	59*
83	GARVITA SHARMA	29	20	69	8	4	50	31	10	32	13	54	30	50*	17	53*
84	GAURAV KUMAR BHARTI	29	13	45	8	5	63	31	0	0	6	25	13	22*	11	34*
85	GITESH KUMAR	29	18	62	8	3	38	31	9	29	16	67	27	45*	19	59*
86	HARSH PATANWAR	29	22	76	8	5	63	31	12	39	16	67	34	57*	21	66*
87	HARSHIT XAXA	29	20	69	8	3	38	31	13	42	16	67	33	55*	19	59*
88	HARSHITA AGRAWAL	29	23	79	8	4	50	31	20	65	13	54	43	72*	17	53*
89	HARSHITA BHAGAT	29	23	79	8	4	50	31	24	77	16	67	47	78	20	63*
90	HARSHITA NETAM	29	23	79	8	4	50	31	18	58	13	54	41	68*	17	53*
91	HARSHITA SAHU	29	22	76	8	3	38	31	19	61	15	63	41	68*	18	56*
92	HEMA MINZ	29	25	86	8	5	63	31	21	68	18	75	46	77	23	72*
93	HIMANSHU MISHRA	29	12	41	8	3	38	31	13	42	14	58	25	42*	17	53*
94	HITESH KUMAR TUMANIYA	29	20	69	8	3	38	31	14	45	15	63	34	57*	18	56*
95	JAGRITI DHRUW	29	25	86	8	5	63	31	24	77	17	71	49	82	22	69*
96	JAGRITI SAHU	29	22	76	8	2	25	31	20	65	16	67	42	70*	18	56*

Note-According to the norms of NMC, students who are having less than 75% attendance in theory lectures and less than 80% attendance in Practical will come under short attendance.

- According to the letter of DME -No./1121/Chatra/DME/2022 Raipur Date -17NOV.2022.

R No.	Name of Students	PHASE I						PHASE II						TOTAL (PHASE I + II)			
		Theory Schedule + SGT Classes schedule			Clinical Posting			Theory Schedule + SGT Classes schedule			Clinical Posting Attended			Average Total Theory Classes (PHASE I + II) (Batch A-48 & B-47)		Average Total Practical Classes (PHASE I + II)	
		Out of	NO.	%	Out of	No.	%	Out of	No.	%	Out of	No.	%	No.	%	No.	%
97	JAHNAVI KASHYAP	29	17	59	8	4	50	31	18	58	24	15	63	35	58*	19	59*
98	JAY GUPTA	29	22	76	8	5	63	31	10	32	24	17	71	32	53*	22	69*
99	JIYA KHUTTYARE	29	18	62	8	3	38	31	7	23	24	11	46	25	42*	14	44*
100	K VAINAVI ACHARI	29	21	72	8	5	63	31	20	65	24	16	67	41	68*	21	66*
101	K VAINAVI ACHARI	29	22	76	8	4	50	31	21	68	18	16	89	43	72*	20	77*
102	KANISHK DHRUW	29	23	79	8	4	50	31	10	32	18	12	67	33	55*	16	62*
103	KHEMA RAM	29	21	72	8	5	63	31	12	39	18	10	56	33	55*	15	58*
104	KHUSHI AGRAWAL	29	21	72	8	5	63	31	19	61	18	13	72	40	67*	18	69*
105	KOUSHLESH SHARMA	29	21	72	8	5	63	31	6	19	18	14	78	27	45*	19	73*
106	KSHIPR PATIDAR	29	14	48	8	3	38	31	10	32	18	12	67	24	40*	15	58*
107	LAL SINGH GAWDE	29	18	62	8	5	63	31	6	19	31	13	42	24	40*	18	46*
108	LEKHRAM SIDAR	29	24	83	8	5	63	31	16	52	18	16	89	40	67*	21	81
109	LOKESH BANJARE	29	22	76	8	3	38	31	9	29	18	8	44	31	52*	11	42*
110	MAHAK NAWANI	29	20	69	8	4	50	31	21	68	18	13	72	41	68*	17	65*
111	MAHESH JHARIYA	29	20	69	8	6	75	31	19	61	18	16	89	39	65*	22	85
112	MANISH PATEL	29	13	45	8	1	13	31	3	10	18	0	0	16	27*	1	4*

Note-According to the norms of NMC, students who are having less than 75% attendance in theory lectures and less than 80% attendance in Practical will come under short attendance.

- According to the letter of DME -No./1121/Chatra/DME/2022 Raipur Date -17NOV.2022.

R No.	Name of Students	PHASE I					PHASE II					TOTAL (PHASE I + II)				
		Theory Schedule + SGT Classes schedule	Clinical Posting	Theory Schedule + SGT Classes schedule	Clinical Posting Attended	Average Total Theory Classes (PHASE I + II) (Batch A-48 & B-47)	Average Total Practical Classes (PHASE I + II)									
		Out of NO.	%	Out of No.	%	Out of No.	%	Out of No.	%	No.	%	No.	%			
113	MEDHAVID BARLOTA	29	79	8	5	63	31	4	13	18	8	44	27	45*	13	50*
114	MEENAKSHI SONI	29	72	8	3	38	31	24	77	18	16	89	45	75	19	73*
115	MEYHAR JAS KATUR	29	83	8	5	63	31	22	71	18	15	83	46	77	20	77*
116	MUNBEF JAVIED	29	11	8	2	25	30	1	3	18	0	0	12	20*	2	8*
117	MUSKAN KAUSHIK	29	21	8	2	25	30	17	57	18	15	83	38	63*	17	65*
118	NAMAN DHAWALKAR	29	20	8	4	50	30	14	47	18	11	61	34	57*	15	58*
119	NAMAN RAJ SINGH	29	17	8	4	50	30	3	10	18	0	0	20	33*	4	15*
120	NANDINI THAKUR	29	20	8	4	50	30	20	67	18	14	78	40	67*	18	69*
121	NARENDRA SAHU	29	19	8	4	50	30	15	50	18	14	78	34	57*	18	69*
122	NARENDRA SIDAR	29	21	8	3	38	30	7	23	18	15	83	28	47*	18	69*
123	NAVDEEP SAHU	29	19	8	5	63	30	18	60	18	16	89	37	62*	21	81
124	NAVNEET THAKRE	29	17	8	3	38	30	15	50	18	14	78	32	53*	17	65*
125	NEEHARIKA PANDEY	29	23	8	5	63	30	22	73	18	11	61	45	75	16	62*
126	NEHAKUMARI TRILOK CHANDRA MANJERA	29	22	8	4	50	30	16	53	20	15	75	38	63*	19	68*
127	NIDHI SHARMA	29	23	8	2	25	30	18	60	20	14	70	41	68*	16	57*
128	NIKHIL CHANDRAVANSHI	29	20	8	3	38	30	9	30	20	18	90	29	48*	21	75*

Note-According to the norms of NMC, students who are having less than 75% attendance in theory lectures and less than 80% attendance in Practical will come under short attendance.

- According to the letter of DME -No./1121/Chatra/DME/2022 Raipur Date -17NOV.2022.

R No.	Name of Students	PHASE I						PHASE II						TOTAL (PHASE I + II)			
		Theory/ Schedule + SGT Classes schedule			Clinical Posting (Practical Class))			Theory/ Schedule + SGT Classes schedule			Clinical Posting Attended			Average Total Theory Classes (PHASE I + II) (Batch A-48& B-47)		Average Total Practical Classes (PHASE I + II)	
		Out of	NO.	%	Out of	No.	%	Out of	No.	%	Out of	No.	%	No.	%	No.	%
129	NIKHIL KUMAR	29	19	66	8	5	63	30	16	53	20	16	80	35	58*	21	75*
130	NIKITA THAKUR	29	22	76	8	4	50	30	22	73	20	19	95	44	73*	23	82
131	NIRAJ UIKE	29	18	62	8	4	50	30	12	40	20	16	80	30	50*	20	71*
132	NISHANT KUMAR SAHU	29	11	38	8	3	38	30	3	10	20	12	60	14	23*	15	54*
133	NISHIT SUNKAR	29	15	52	8	3	38	30	4	13	20	10	50	19	32*	13	46*
134	NITTIN JANGDE	29	17	59	8	4	50	30	13	43	20	18	90	30	50*	22	79*
135	NITTIN VERMA	29	19	66	8	5	63	30	16	53	20	19	95	35	58*	24	86
136	NUTAN OHNDAR	29	23	79	8	4	50	30	20	67	20	20	100	43	72*	24	86
137	OJAS KOCHER	29	22	76	8	4	50	30	15	50	20	16	80	37	62*	20	71*
138	ONIEL STAR KHONGPHAI	29	20	69	8	4	50	30	21	70	20	18	90	41	68*	22	79*
139	PAKHI SINGH	29	26	90	8	3	38	30	25	83	20	20	100	51	85	23	82
140	PARIDHI PAWAR	29	24	83	8	4	50	30	26	87	20	20	100	50	83	24	86
141	PARUL SAHU	29	23	79	8	3	38	30	19	63	20	19	95	42	70*	22	79*
142	PAYAL RATHIA	29	23	79	8	4	50	30	23	77	20	20	100	46	77	24	86
143	POOJA DHRUW	29	22	76	8	5	63	30	25	83	20	20	100	47	78	25	89
144	POOJA KAMDE	29	25	86	8	5	63	30	20	67	20	19	95	45	75	24	86

Note-According to the norms of NMC, students who are having less than 75% attendance in theory lectures and less than 80% attendance in Practical will come under short attendance.

- According to the letter of DME -No./1121/Chatra/DME/2022 Raipur Date -17NOV.2022.

R No.	Name of Students	PHASE I						PHASE II						TOTAL (PHASE I + II)			
		Theory Schedule + SGT Classes schedule			Clinical Posting			Theory Schedule + SGT Classes schedule			Clinical Posting Attended			Average Total Theory Classes (PHASE I + II) (Batch A-48 & B-47)		Average Total Practical Classes (PHASE I + II)	
		Out of	NO.	%	Out of	No.	%	Out of	No.	%	Out of	No.	%	No.	%	No.	%
145	POORVA TUMANNE	29	26	90	8	4	50	30	11	37	20	13	65	37	62*	17	61*
146	PRABHRAJ SINGH BHATTA	29	22	76	8	4	50	30	9	30	20	11	55	31	52*	15	54*
147	PRANAY GAUTAM	29	21	72	8	4	50	30	12	40	20	17	85	33	55*	21	75*
148	PREETAM KUMAR	29	24	83	8	6	75	30	19	63	20	17	85	43	72*	23	82
149	PRIYA KUMARI	29	25	86	8	5	63	30	25	83	20	18	90	50	83	23	82
150	PRIYANSHU RAJ KESHRI	29	20	69	8	4	50	30	9	30	20	11	55	29	48*	15	54*
151	PRIYANSHU NETAM	29	20	69	8	4	50	30	16	53	15	11	73	36	60*	15	65*
152	PRIYANSHU KUMAR SAO	29	17	59	8	5	63	30	6	20	15	11	73	23	38*	16	70*
153	PRIYANSHU KUSHWAHA	29	14	48	8	4	50	30	8	27	15	10	67	22	37*	14	61*
154	PUSHPANJALI NARETI	29	24	83	8	6	75	30	20	67	15	14	93	44	73*	20	87
155	PUSHPENDRA KUMAR BHUARYA	29	18	62	8	4	50	30	16	53	15	13	87	34	57*	17	74*
156	RADHIKA KALE	29	16	55	8	6	75	30	15	50	15	10	67	31	52*	16	70*
157	RAJ GAURAV SHUKLA	29	20	69	8	5	63	30	15	50	15	13	87	35	58*	18	78*
158	RAJ PATEL	29	20	69	8	6	75	30	9	30	15	14	93	29	48*	20	87
159	RAMA SHARMA	29	21	72	8	7	88	30	12	40	15	10	67	33	55*	17	74*
160	RASHIKA SAHU	29	24	83	8	7	88	30	17	57	15	12	80	41	68*	19	83

Note-According to the norms of NMC, students who are having less than 75% attendance in theory lectures and less than 80% attendance in Practical will come under short attendance.

- According to the letter of DME -No./1121/Chartra/DME/2022 Raipur Date -17NOV.2022.

R. No.	Name of Students	PHASE I					PHASE II					TOTAL (PHASE I + II)					
		Out of	NO.	%	Out of	No.	%	Out of	No.	%	Average Total Theory Classes (PHASE I + II) (Batch A-48 & B-47)	No.	%	Average Total Practical Classes (PHASE I + II)	No.	%	
161	RENU KUMARI	29	20	69	8	6	75	30	23	77	15	10	67	43	72*	16	70*
162	RINA SAHU	29	24	83	8	6	75	30	23	77	15	14	93	47	78	20	87
163	RITU DIWAN	29	21	72	8	6	75	30	23	77	15	11	73	44	73*	17	74*
164	RITU NETAM	29	21	72	8	6	75	30	17	57	15	11	73	38	63*	17	74*
165	RIYA SINGH	29	21	72	8	6	75	30	19	63	15	9	60	40	67*	15	65*
166	ROHINEE KASHYAP	29	22	76	8	7	88	30	18	60	15	14	93	40	67*	21	91
167	ROSHAN KUMAR MRINAL	29	18	62	8	6	75	30	17	57	15	14	93	35	58*	20	87
168	ROSHAN SINGH	29	19	66	8	6	75	30	19	63	15	14	93	38	63*	20	87
169	ROUNAK SONI	29	20	69	8	6	75	30	11	37	15	14	93	31	52*	20	87
170	RUDDRA RATHORE	29	14	48	8	5	63	30	4	13	15	9	60	18	30*	14	61*
171	RUPESH SINGH	29	19	66	8	7	88	30	15	50	15	14	93	34	57*	21	91
172	SAHIL KURREY	29	16	55	8	7	88	30	19	63	15	10	67	35	58*	17	74*
173	SAKSHI VERMA	29	22	76	8	5	63	30	16	53	15	10	67	38	63*	15	65*
174	SAMEEP KIJUR	29	18	62	8	6	75	30	15	50	15	11	73	33	55*	17	74*
175	SAMEER BHOI	29	21	72	8	5	63	30	14	47	15	11	73	35	58*	16	70*
176	SAMEER RATREY	29	15	52	8	5	63	30	9	30	15	10	67	24	40*	15	65*

Note-According to the norms of NMC, students who are having less than 75% attendance in theory lectures and less than 80% attendance in Practical will come under short attendance.

- According to the letter of DME -No./1121/Chattra/DME/2022 Raipur Date -17NOV.2022.



R No.	Name of Students	PHASE I						PHASE II						TOTAL (PHASE I + II)					
		Theory Schedule + SGT Classes schedule			Clinical Posting			Theory Schedule + SGT Classes schedule			Clinical Posting Attended			Average Total Theory Classes (PHASE I + II) (Batch A-48 & B-47)			Average Total Practical Classes (PHASE I + II)		
		Out of	NO.	%	Out of	No.	%	Out of	No.	%	Out of	No.	%	No.	%	No.	%		
177	SANIL KUMAR CHANDRA	29	13	45	8	7	88	30	11	37	-	-	-	24	40*	7	88		
178	SANSKAR GOYAL	29	22	76	8	5	63	30	14	47	-	-	-	36	60*	5	63*		
179	SANSKAR SHARMA	29	12	41	8	6	75	30	5	17	-	-	-	17	28*	6	75*		
180	SANSKRITI JAIN	29	22	76	8	6	75	30	21	70	-	-	-	43	72*	6	75*		
181	SARANSH PATEL	29	19	66	8	6	75	30	6	20	-	-	-	25	42*	6	75*		
182	SAUBHAGYA	29	19	66	8	6	75	30	19	63	-	-	-	38	63*	6	75*		
183	SHAILJA RATHORE	29	22	76	8	7	88	30	12	40	-	-	-	34	57*	7	88		
184	SHAZIA NAZLI	29	21	72	8	5	63	30	16	53	-	-	-	37	62*	5	63*		
185	SHEETAL EKKKA	29	24	83	8	7	88	30	22	73	-	-	-	46	77	7	88		
186	SHILPI SINGH	29	23	79	8	5	63	30	22	73	-	-	-	45	75	5	63*		
187	SHIVA PURI GOSWAMI	29	22	76	8	6	75	30	14	47	-	-	-	36	60*	6	75*		
188	SHIVYA KEDIA	29	21	72	8	7	88	30	14	47	-	-	-	35	58*	7	88		
189	SHREYASH MISHRA	29	19	66	8	6	75	30	18	60	-	-	-	37	62*	6	75*		
190	SHRIYA JHA	29	24	83	8	7	88	30	21	70	-	-	-	45	75	7	88		
191	SHUBHANG SHUKLA	29	21	72	8	5	63	30	17	57	-	-	-	38	63*	5	63*		
192	SIMRAN PRAADHAN	29	19	66	8	5	63	30	7	23	-	-	-	26	43*	5	63*		

Note-According to the norms of NMC, students who are having less than 75% attendance in theory lectures and less than 80% attendance in Practical will come under short attendance.

- According to the letter of DME -No./1121/Chatra/DME/2022 Raipur Date -17NOV.2022.

R No.	Name of Students	PHASE I						PHASE II						TOTAL (PHASE I + II)					
		Theory Schedule + SGT Classes schedule			Clinical Posting (Practical Class)			Theory Schedule + SGT Classes schedule			Clinical Posting Attended			Average Total Theory Classes (PHASE I + II) (Batch A-48 & B- 47)			Average Total Practical Classes (PHASE I + II)		
		Out of	NO.	%	Out of	No.	%	Out of	No.	%	Out of	No.	%	No.	%	No.	%		
193	SNEHA SINGH DEV	29	20	69	8	6	75	30	12	40	-	-	-	32	53*	6	75*		
194	SNEHA TIRKEY	29	23	79	8	7	88	30	17	57	-	-	-	40	67*	7	88		
195	SNEHIL PRADHAN	29	22	76	8	7	88	30	22	73	-	-	-	44	73*	7	88		
196	SODI RAMESH	29	21	72	8	3	38	30	8	27	-	-	-	29	48*	3	38*		
197	SONIYA CHOUDHARY	29	21	72	8	3	38	30	8	27	-	-	-	29	48*	3	38*		
198	SRUJAN SINGH	29	20	69	8	6	75	30	8	27	-	-	-	28	47*	6	75*		
199	STERFPI	29	20	69	8	7	88	30	21	70	-	-	-	41	68*	7	88		
200	SUHANNA BAFNA	29	17	59	8	6	75	30	19	63	-	-	-	36	60*	6	75*		
201	SUHANI CHANDRAKAR	29	18	62	8	6	75	30	18	60	-	-	-	36	60*	6	75*		
202	SUNANDA GUPTA	29	19	66	8	7	88	30	20	67	-	-	-	39	65*	7	88		
203	SUNITA DUDI	29	23	79	8	7	88	30	12	40	-	-	-	35	58*	7	88		
204	SURAJ KUMAR SINGH	29	22	76	8	6	75	30	12	40	-	-	-	34	57*	6	75*		
205	SUYASH KUMAR DHRUWE	29	18	62	8	6	75	30	17	57	-	-	-	35	58*	6	75*		
206	SWEETY KANIYA	29	23	79	8	7	88	30	20	67	-	-	-	43	72*	7	88		
207	TANMAY BAGHEL	29	22	76	8	7	88	30	20	67	-	-	-	42	70*	7	88		
208	TANMAY SAHU	29	25	86	8	6	75	30	17	57	-	-	-	42	70*	6	75*		

Note-According to the norms of NMC, students who are having less than 75% attendance in theory lectures and less than 80% attendance in Practical will come under short attendance.

- According to the letter of DME -No./1121/Chatra/DME/2022 Raipur Date -17NOV.2022.


R No.	Name of Students	PHASE I					PHASE II					TOTAL (PHASE I + II)							
		Out of	Theory Schedule + SGT Classes schedule	NO.	%	Out of	Clinical Posting (Practical Class)	No.	%	Out of	Theory Schedule + SGT Classes schedule	NO.	%	Clinical Posting Attended	No.	%	Average Total Theory Classes (PHASE I + II) (Batch A-48& B-47)	No.	%
209	TITIKSHA ALAM	29	23	79	8	6	75	30	20	67	-	-	-	43	72*	6	75*	6	75*
210	TOKO TAKAR	29	20	69	8	6	75	30	6	20	-	-	-	26	43*	6	75*	6	75*
211	TOPESHWAR SOM	29	11	38	8	3	38	30	3	10	-	-	-	14	23*	3	38*	3	38*
212	TRIPUR MANHAR	29	12	41	8	6	75	30	5	17	-	-	-	17	28*	6	75*	6	75*
213	TULSI SARASWAT	29	25	86	8	3	38	30	17	57	-	-	-	42	70*	3	38*	3	38*
214	UDAY KUMAR JAISWAL	29	14	48	8	5	63	30	6	20	-	-	-	20	33*	5	63*	5	63*
215	UNNATI GUPTA	29	19	66	8	5	63	30	21	70	-	-	-	40	67*	5	63*	5	63*
216	URVASHI KRISHNAKUMAR SAHU	29	21	72	8	5	63	30	16	53	-	-	-	37	62*	5	63*	5	63*
217	URWASHI	29	13	45	8	6	75	30	6	20	-	-	-	19	32*	6	75*	6	75*
218	VARSHIT KUMAR NAVIK	29	20	69	8	7	88	30	6	20	-	-	-	26	43*	7	88	7	88
219	VEDANT OTWANI	29	13	45	8	5	63	30	8	27	-	-	-	21	35*	5	63*	5	63*
220	VEDANT SINGHANIA	29	21	72	8	6	75	30	7	23	-	-	-	28	47*	6	75*	6	75*
221	VIDYA SHARMA	29	22	76	8	7	88	30	14	47	-	-	-	28	47*	6	75*	6	75*
222	VINEETA GILHARE	29	23	79	8	7	88	30	23	77	-	-	-	36	60*	7	88	7	88
223	VIVEK RAJPUT	29	22	76	8	7	88	30	13	43	-	-	-	46	77	7	88	7	88
224	VIVEK THAKUR	29	8	28	8	1	13	30	4	13	-	-	-	35	58*	7	88	7	88
														12	20*	1	13*	1	13*

Note-According to the norms of NIMC, students who are having less than 75% attendance in theory lectures and less than 80% attendance in Practical will come under short attendance.

- According to the letter of DME -No./1121/Chatra/DME/2022 Raipur Date -17NOV.2022.



R No.	Name of Students	PHASE I					PHASE II					TOTAL (PHASE I + II)					
		Out of	NO.	%	Out of	No.	%	Out of	No.	%	Out of	No.	%	No.	%	No.	%
225	VIVEKANAND VISHWAKARMA	29	19	66	8	6	75	30	8	27	-	-	-	27	45*	6	75*
226	YAANA ANWAR QURESHI	29	15	52	8	6	75	30	3	10	-	-	-	18	30*	6	75*
227	YANSHEE BHAGAT	29	23	79	8	6	75	30	22	73	-	-	-	45	75	6	75*
228	YASH AGRAWAL	29	14	48	8	5	63	30	10	33	-	-	-	24	40*	5	63*
229	YUVRAJ BANSOR	29	11	38	8	6	75	30	16	53	-	-	-	27	45*	6	75*
230	NAVEEN KUMAR GUPTA	38	9	24	6	1	17	30	5	17	-	-	-	14	20*	1	17*
231	SANTOSH KUMAR USENDI	30	21	70	6	5	83	30	8	27	-	-	-	29	48*	5	83
232	SAURABH KUMAR BHARTI	40	24	60	17	0	0	30	2	7	-	-	-	26	37*	0	0*
233	VISHWAS KUMAR	31	23	74	5	5	100	29	5	17	-	-	-	28	45*	5	100
234	ABHINAV KUMAR GILHARE	0	0	0	0	0	0	7	0	0	6	0	0	0	0*	0	0*

  
 Head of Department  
 Department of Community Department  
 Pt. J.N.M. Medical College, Raipur, C.G.

  
 11/15/2022

Note-According to the norms of NMC, students who are having less than 75% attendance in theory lectures and less than 80% attendance in Practical will come under short attendance.

- According to the letter of DME -No./1121/Chatra/DME/2022 Raipur Date -17NOV.2022.